

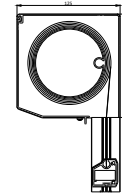
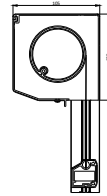
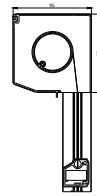
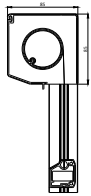
85

95

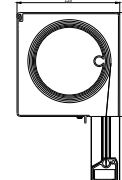
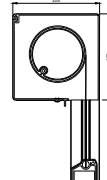
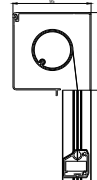
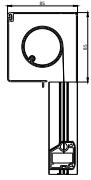
105

125

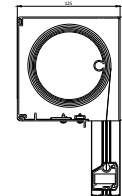
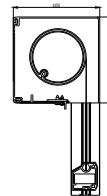
38/35 ZipTex
Führungsschiene



20° Sichtkasten Rev. vorne



90° Sichtkasten Rev. vorne



90° Sichtkasten Rev. unten

Zip Führungsschiene
Leitungsanordnung



Zip Führungsschiene



Aufsteppung für Zip Schiene



Führungsschienen



Kurbelbedienung